


CONTROL SYSTEMS TECHNOLOGY



FEATURES

- + High precision fully suspended weigh frame
- + Direct force measurement (no lever arms, pivots or bearings)
- + Strong rigid beams
- + Low deflection design
- + 4 load cells
- + 3 or more idler weigh length
- + Extended Idler Spacing for improved performance
- + Close Spaced Roller Rack (CSRR) for reduced belt sag and reduced belt dynamic effects
- + Certified as Legal for Trade
- + High accuracy up to 0.1%
- + Fully non-intrusive design (no conveyor modifications required)
- + Individually engineered/custom designed
- + Designed for minimal material build up
- + Extended idler pitch (if required for high tension belts)
- + Solid mild steel construction or stainless steel for extreme environments
- + Galvanised and/or painted to customer specification
- + Australian made

PFS4-0D-CSRR

HIGH PRECISION FULLY SUSPENDED BELT WEIGHER

WHEN ACCURACY IS EVERYTHING

CONTROLLER

MODEL MaVIS ICS ARM

The Intelligent Cargo Scale is one of the most advanced multifunctional weighing electronics in the world.



Cargo Superintendent Scale
Mass and Volume Information System

CONTROL
SYSTEMS TECHNOLOGY

PFS4-0D-CSRR

HIGH PRECISION FULLY SUSPENDED BELT WEIGHER

TRADE CERTIFICATIONS

AUSTRALIA

National Measurement Institute Class 0.5

CANADA

Measurement Canada 0.1%

EUROPE

OIML Class 0.5

USA

National Type Evaluation Program 0.25%

CE (FOR ELECTRONICS)

Attestation of Conformance
Nos. 46736.3 & .4

SPECIFICATIONS

WEIGH FRAME MODEL PFS4-0D-CSRR

Weigh Length	3,600mm – 11,000mm
Belt Width	300mm – 3,000mm
Weigher Capacity	1 tph – 50,000 tph
Accuracy (typical)	0.1% to 0.5%
Accuracy Range (typical)	10% – 120% Full Scale
Design Standard	Non Intrusive
Conveyor speed (typical)	0.6mps – 6.0mps
Material	Mild Steel (Option Stainless Steel)
Surface Finish	Painted to order and/or Hot Dip Galvanised

LOAD CELLS

Number	4
Type - Standard (Tool Steel, Nickel Plated)	Precision Shear Beam, 2,000 divisions
Type - Optional	Certified (3,000 divisions), Stainless Steel
Environmental Protection	IP67
Safe Load Limit	150% of Rated Capacity
Junction Box Material - standard	Powder Coated Mild Steel
Junction Box Material - optional	Stainless Steel or Plastic

IDLER SETS

Number of Weigh Idlers	3 or more
Number of Lead-in/Lead-out Idlers Minimum/Standard/Maximum	2/2/3
Idler Spacing	500mm – 5,000mm
Trough Angle	0° to 60°
Material	Mild Steel (Option Stainless Steel)
Surface Finish	Painted to order and/or Hot Dip Galvanised

CERTIFIED CALIBRATION MASS OPTIONS


Stored-in-place Masses	Lifted by lever or gearbox
Hand Masses	10kg or 16kg Masses and Support Tray
Chain Mat	Stored above conveyor, or remotely
Roller Chains	Stored above conveyor, or remotely

OPERATIONAL TEMPERATURE RANGE

Standard	-10°C to +40°C
Optional	-40°C to + 50°C

CONTROLLER

MODEL MaVIS ICS ARM



The Intelligent Cargo Scale is one of the most advanced multifunctional weighing electronics in the world. It has the following capabilities and configurations.

- + 1 IntelliRoll network
- + 1 or 2 belt weighers or
- + 1 or 2 bins scales, or
- + 1 Belt weigher and 1 bin scale

plus

- + 1 or 2 flow controllers
- + High reliability dual in-line belt weigher
- + Loss in weight systems
- + Trade Certified Applications
- + Integrated Laser Scanner for Bulk Density Measurement
- + Many communication protocols available including Modbus TCP etc.

BELT WEIGHER PERIPHERALS

MODEL SIP*

STORED IN PLACE CALIBRATION MASS

- + Lever or gearbox operated for ease of use (mechanical advantage system)
- + 100% of full scale design load (International Best Practice)
- + Highly accurate, fast and simple calibration check
- + Significant OH&S benefits - avoids back and finger injuries
- + Retrofit available for all makes of belt weighers



MODEL WQI-AP*

WEIGH QUALITY IDLER WITH ADJUSTABLE PROFILE


- + Purpose built weigh quality idler frames
- + Rigid construction for low deflection
- + Idler alignment by CST designed SmartCam for precision and ease of adjustment and permanent setting on frame
- + Roll change without re-alignment
- + High wing idler clearance to stringers prevents material jamming which affects weigher accuracy



MODEL PPC*

PRECISION PRECALIBRATED TACHOMETER

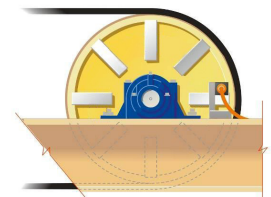
- + Spring loaded to drive on underside of carry belt
- + 1m circumference
- + Self cleaning
- + Large diameter for long accuracy life



MODEL BTS*

BASIC TAIL PULLEY TACHOMETER

- + Inductive Proximity sensor mounted at existing pulley
- + Use large diameter non slip pulley
- + Industry standard proximity sensor
- + Welded Steel Targets can be supplied



* Other options available

CONTROL SYSTEMS TECHNOLOGY

SYDNEY

47 Fitzpatrick St
Revesby NSW 2212
Australia

T: +61 2 8708 0200
F: +61 2 8708 0280

PERTH

Unit 17/386
Scarborough Beach Rd
Osborne Park WA 6017
Australia

T: +61 8 9485 1205
F: +61 8 9485 1206

QUEENSLAND

25 Connors Rd
Paget QLD 4780
Australia

T: +61 7 4952 1580
F: +61 7 4952 4608

HUNTER VALLEY

M: 0409 963 470

SERVICES AUSTRALIA WIDE

T: 1300 784 449

Control Systems Technology Pty Ltd service all brands of belt weighers at sites all over Australia and overseas.

Well trained technicians provide thorough recalibrations, trade verifications, audits and repairs to ensure equipment is performing as it should and to confirm the results are accurate.